

Millennium World School Rajla Road ,Samana

District Patiala, Punjab Ph. No. : 959291-46424, 88720-14610



HOLIDAYS

HOMEWORK

Class- EW

Session - 2024-25

HAPPY

HOLIDAYS



Millennium World School

Rajla Road ,Samana

District Patiala, Punjab Ph. No. : 959291-46424, 88720-14610

CIRCULAR FOR SUMMER VACATION

Dear Parents / Guardians,

As we approach the summer holidays, We want to take a moment to touch base with you regarding our plans for the break. It's an exciting time for our students to relax, recharge, and explore new opportunities. Firstly, We want to express our gratitude for your ongoing support throughout the academic year. Your involvement and encouragement have contributed immensely to our students' growth and success. During the summer break, we encourage you to continue fostering a learning environment at home. Whether it's through reading, engaging in educational activities, or exploring new hobbies, there are countless ways to keep young minds active and engaged.

Additionally, We want to emphasize the importance of safety during this time. As our students enjoy their break, please ensure they are supervised, especially when participating in outdoor activities or traveling. Lastly, I hope this break provides an opportunity for quality family time and relaxation. It's a chance for students to unwind, spend time with loved ones, and create lasting memories.

Thank you once again for your continued partnership. Wishing you and your family a wonderful summer filled with joy, laughter, and meaningful experiences.

The Summer Break is scheduled from 21st May, 2024 to 30th June ,2024 for Classes DR to 11th and school will reopen on 1st July, 2024 (Monday) .

However, summer vacations can be considered spent well only if kids can strike a balance between enjoyment and learning. Summer vacations must not be considered as a break from learning. Actually, that's what the essence of the vacation is, learning disguised as fun and enjoyment.

At Millennium World School – We bring to our students some tips, do's and don'ts for this summer vacation.

Do's

- ❖ Wake up early and develop a morning routine. Do yoga, meditation or just a brisk walk.
- ❖ Start learning a new skill like painting, dance, music or public speaking.
- ❖ Play games, sports and do a lot of physical activity, but only during the morning and evening hours.
- ❖ Read more. Challenge yourself to finish reading at least a couple of good books during the vacation.
- ❖ Visit your cousins, or plan a trip with family.
- ❖ Help out your parents in family chores, and learn some useful skills that way.
- ❖ Make sure to be consistent with the holidays' homework. Avoid completing it for the last day!
- ❖ Eat good food, drink plenty of water, and have lots of fun!

Don'ts

- ❖ Do not waste all your time to play video games and/or mobile games.
- ❖ Don't go out during the hours of peak sunshine. Try some interesting indoor activities.
- ❖ Do not oversleep, and do not let laziness take you over. Stay active during the vacations.

Students should consider summer vacation not just as a fun time, but also a great opportunity to make the best out of their time. At Millennium World School, we would advise our students to use their time wisely, and make the best out of this summer. All the best!

Wishing you and your ward a very fruitful vacation ahead!

Note: For any Query Contact to the respective teachers.

School Contact No. : 95929-14624

E-Mail: millenniumsamana@gmail.com

Website: www.millenniumworldschoolsamana.com

Principal Ms. Shalini Cajla





SORTING

Skill Area : I Am Ready

Date :

Worksheet : 1

Instructions : Colour the similar pictures.





NAMING AND COLOURING

Skill Area : I Am Ready

Date :

Worksheet : 2

Instructions : Identify the hand and colour it.






MATCH !

Skill Area : I Am Ready

Date :

Worksheet : 2

Instructions : Match and paste the fruits on the trees.





CIRCLE THE ODD ONE OUT

Skill Area : I Listen I Know I Speak **Date** :
Worksheet : 2
Instructions : Circle the odd picture in each row.





EMOTIONAL BALLOONS

Skill Area : I Am Ready

Date :

Worksheet : 1

Instructions : Cut out the similar pictures from the next page and paste them in the box to make pairs.





CUTOUTS

Instructions : Cut out all the balloons along the dotted lines.






LOCATE MY PETS

Skill Area : I Listen I Know I Speak

Date :

Worksheet : 1

Instructions : Colour the picture according to the colour code given below.






LINE PATTERNS

Skill Area : I Listen I Know I Speak

Date :

Worksheet : 1

Instructions : Trace the dotted lines to complete the picture and then colour it.





MATCH THE PICTURES

Skill Area : I Am Ready

Date :

Worksheet : 1

Instructions : Match the ice cream which is similar to the one the ice cream seller has.





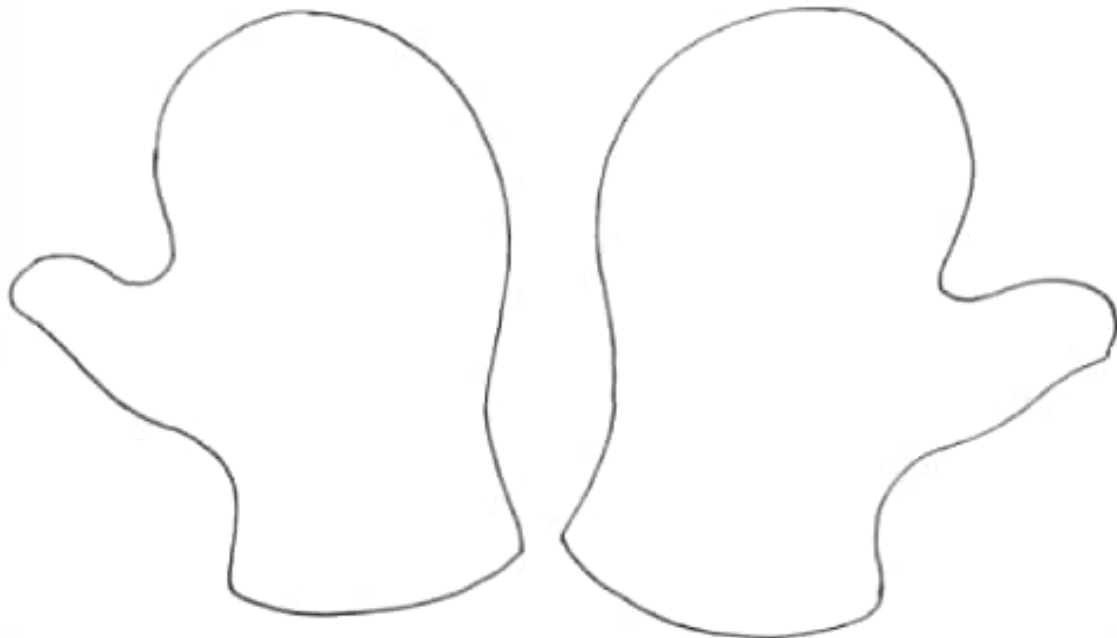
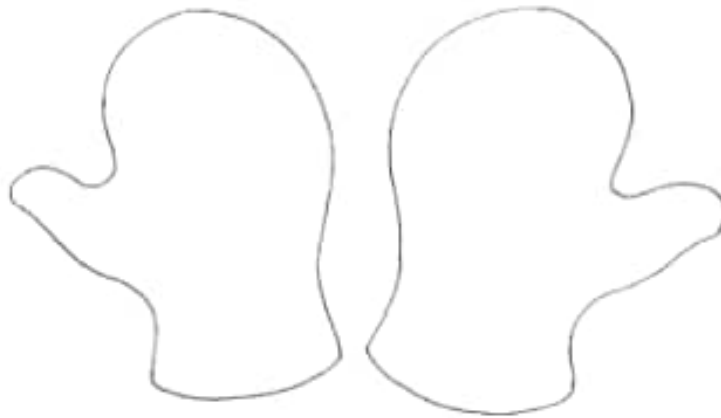
COLOUR THE BIG ONE

Skill Area : I Am Ready

Date :

Worksheet : 2

Instructions : Colour the mittens that are bigger.





COLOUR THE DIFFERENCE

Skill Area : I Am Ready

Date :

Worksheet : 1

Instructions : Colour all that is different in the picture showing winter clothes.





INTRODUCING CIRCULAR STROKES

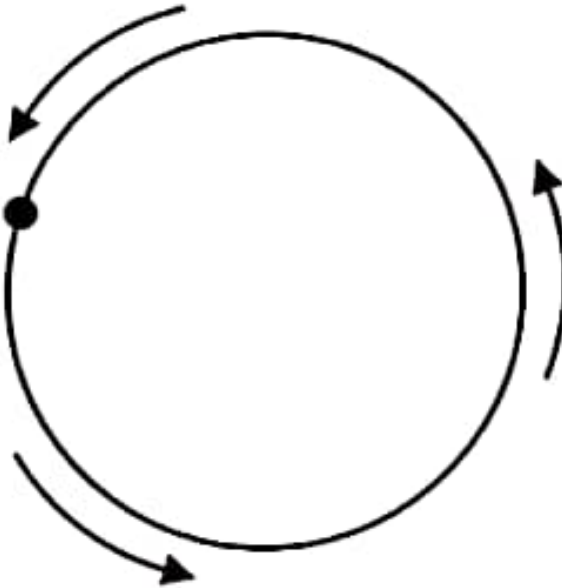
Skill Area : I Listen | Know | Speak

D a t e

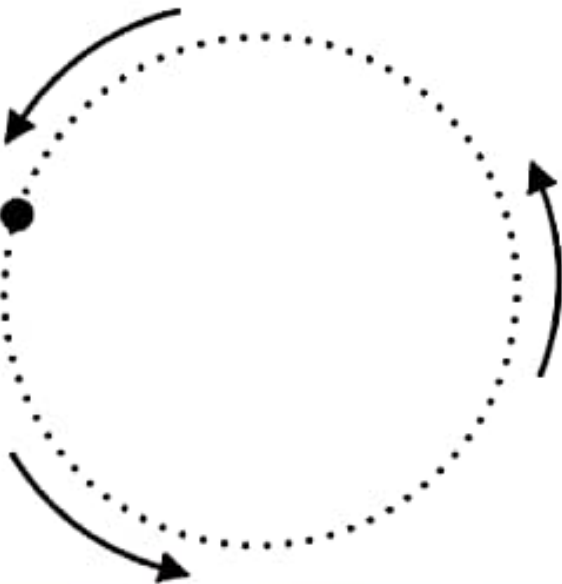
Worksheet : 1

Instructions : 1. Run your finger on the circle in the direction of the arrows.
2. Draw a circle with the crayon following the dots and direction.

1




2



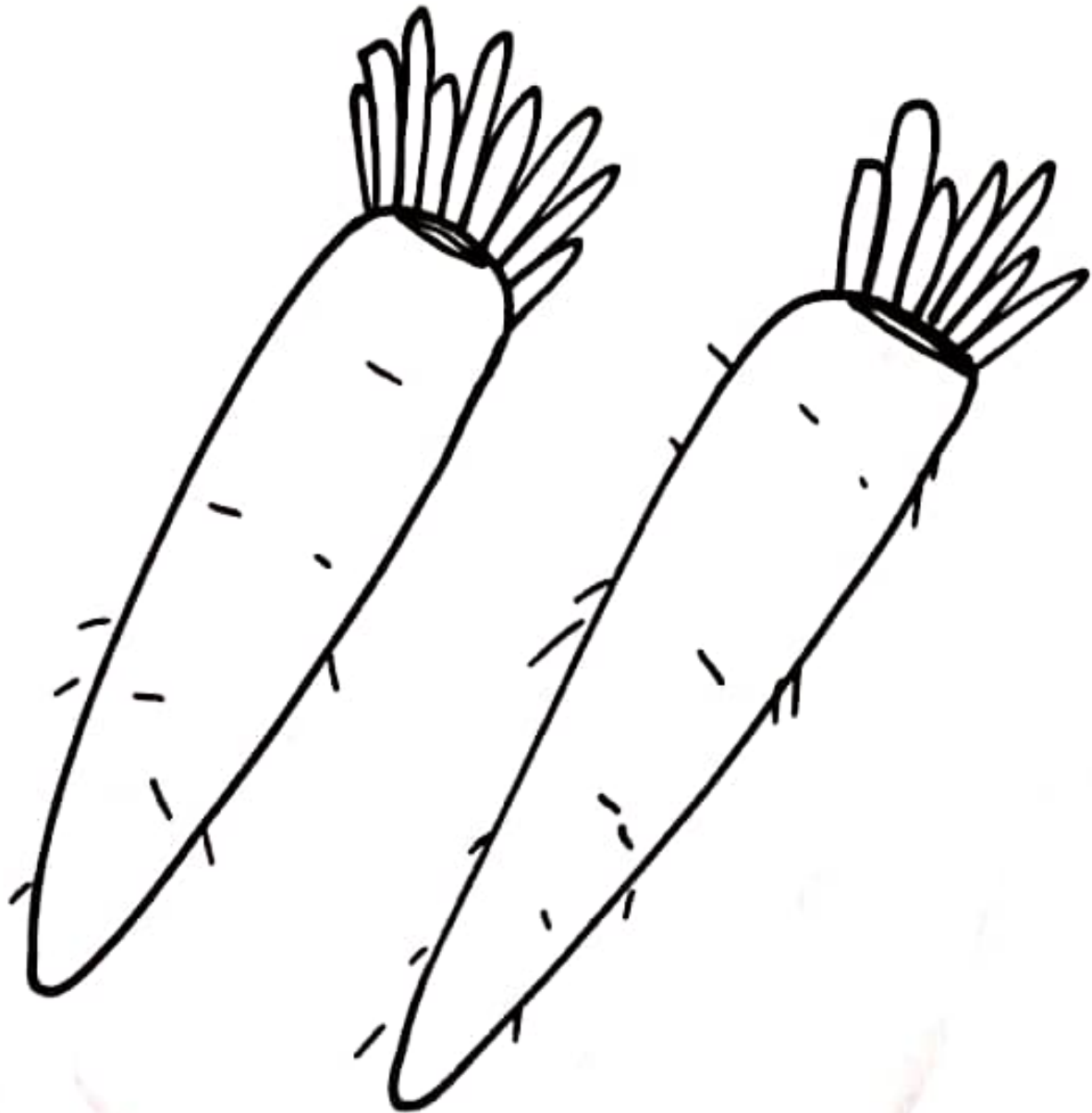
Recognise the fruit and colour it

1 - ONE

STRAWBERRY





2 - Two




RED CARROTS

3 - THREE

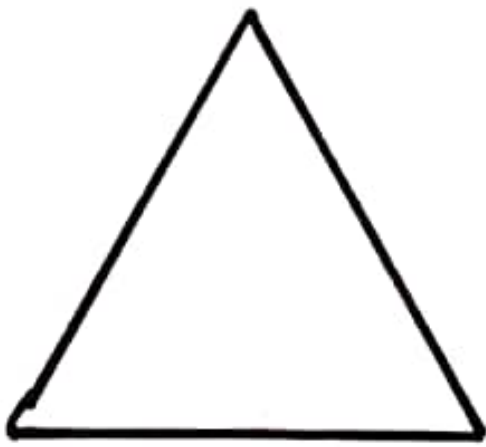


FLOWERS

Recognise the Shapes and Colour it



← CIRCLE




← TRIANGLE




← STAR

Aa




apple

Bb




Bear

Cc



cat

Dd



dinosaur

Recognise the alphabets and match them ✓

A

C

B

D

C

B

D

A

My SCHOOL

Instruction :- Dip your thumb in paint and
Stamp it on the way to your School



Paste the photograph of your family members.

